




# PEPE PET DRY ROOM



## DR-100

## DR-100 PRO

ON/OFF switch method	TEMPERATURE CONTROL	Precise AAT Triac Output Control
24v bldc lcd	MOTOR SPECS	Automatic Pressure Compensation 300V High Efficiency BLDC
Mono	LCD	Colored
0.44 cmm	AIR VOLUME (1ST STAGE)	1.65 CMM (73% increase)
1.82 cmm	AIR VOLUME (2ND STAGE)	2.63 CMM (31% increase)
2.79 cmm	AIR VOLUME (3RD STAGE)	3.68 CMM (24% increase)
3.10 cmm	AIR VOLUME (4TH STAGE)	4.14 CMM (25% increase)
56dB(A) (Based on 2.8CMM Air Volume)	NOISE (OUTSIDE)	48dB(A) (Based on 2.8CMM Air Volume)
74dB(A) (Based on 2.8CMM Air Volume)	NOISE (INSIDE)	68dB(A) (Based on 2.8CMM Air Volume)
Dry / Care Mode	MODE	9 Modes for Different Situations
✗	AUTO STERILIZATION MODE	✓
✗	LIGHT ON/OFF FUNCTION	✓
✗	SOUND ON/OFF FUNCTION	✓
☐	COLOR	

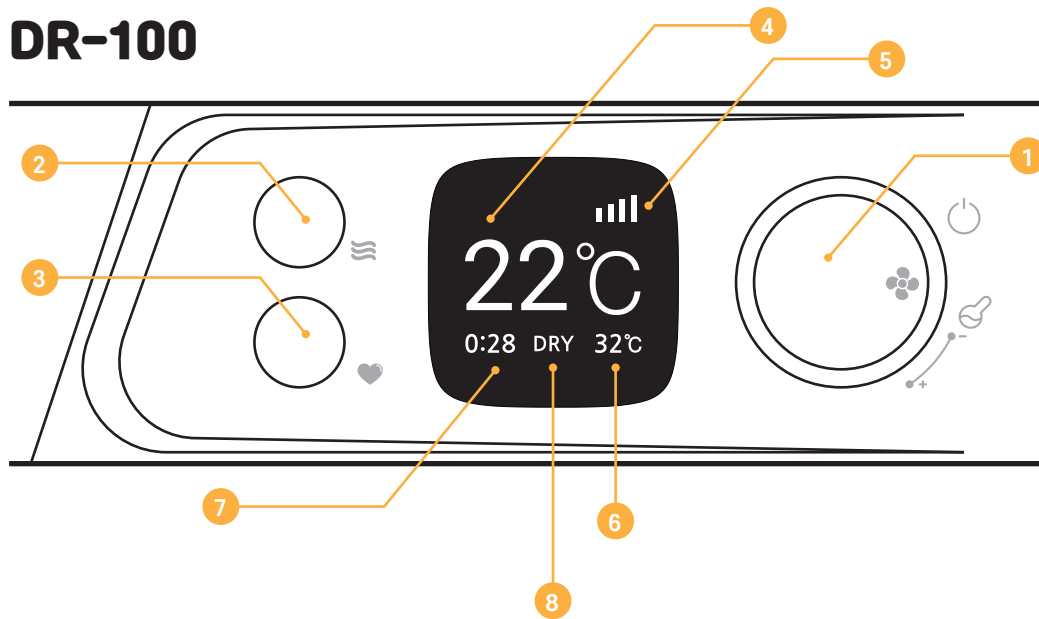
### SPECIFICATIONS

500 x 600 x 580 mm (WxDxH)	EXTERNAL	PRODUCT SIZE	EXTERNAL	500 x 600 x 580 mm (WxDxH)
430 x 500 x 450 mm (WxDxH)	INTERNAL		INTERNAL	430 x 500 x 450 mm (WxDxH)
13.5 Kg		PRODUCT WEIGHT	13.5 Kg	
960 W		POWER CONSUMPTION	960 W	
220 V~, 60 Hz, 960 W		RATED VOLTAGE	220 V~, 60 Hz, 960 W	

Product specifications may differ depending on the rated voltage. Please check the rated voltage sticker on the outside of the product.

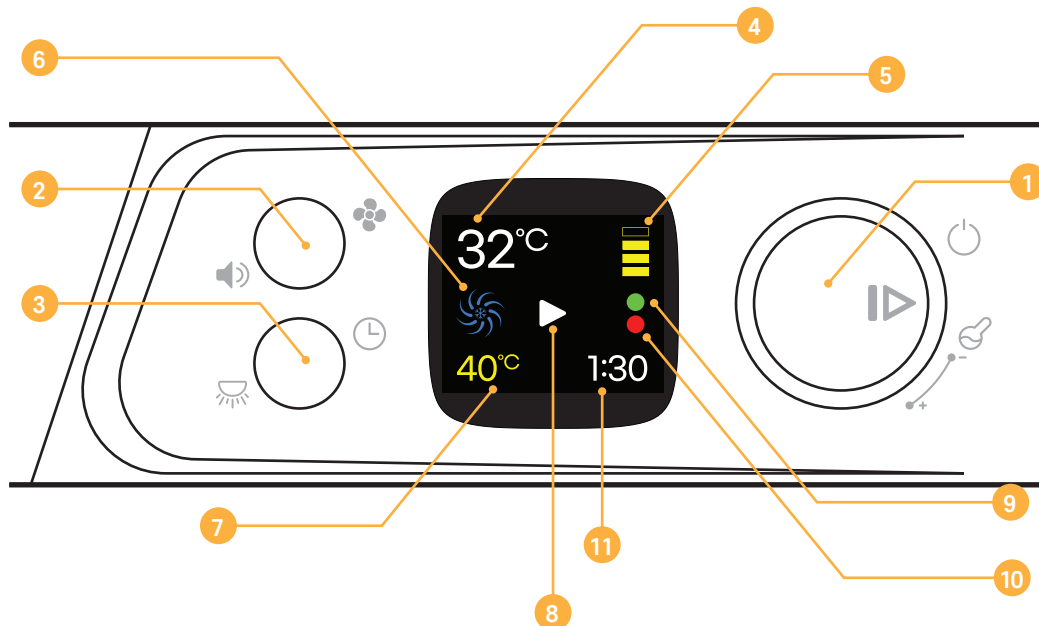
# DISPLAY AND BUTTONS COMPARISON

## DR-100



- |   |                       |                   |
|---|-----------------------|-------------------|
| 1 Long Press : Power ON/OFF<br>Short Press: Air Volume Control<br>Dial: Temperature Control | 3 Care Mode           | 6 Set Temperature |
| 2 Dry Mode  | 4 Current Temperature | 8 Operating Mode  |
|   | 5 Air Volume          | 7 Time Remaining  |

## DR-100 PRO



- |  |                       |                     |
|--|-----------------------|---------------------|
| 1 Long Press : Power ON/OFF<br>Short Press: Start/Stop/Select<br>Dial: Temperature Control | 4 Current Temperature | 8 Start/Stop        |
| 2 Long Press: Sound ON/OFF<br>Short Press: Air Volume Control                              | 5 Air Volume          | 9 Ionizer Indicator |
| 3 Long Press: Light ON/OFF<br>Short Press: Time Setting                                    | 6 Operating Mode      | 10 Heater Indicator |
|  | 7 Set Temperature     | 11 Time Remaining   |

# DR-100 PRO NEW DRY AND CARE MODES

## DRY



USER SET



TURBO DRY



GENTLE DRY



COOL DRY

## CARE




NEW CARE



WALKING CARE

## HOUSE



WARM HOUSE



COOL HOUSE

## EVENT



GROOMING TIME

## MAINTENANCE



SELF-CLEANING

The DR-100 version has only two modes: dry and care  
We upgraded the modes in DR-100 PRO to suit different situations of our pet's daily life.


# DR-100 PRO NEW DRY AND CARE MODES



## USER SET

This mode is to set the temperature /air volume / time as desired by the user.

**Temperature Setting Range:** up to 40°C  
**Time Setting Range:** 0 to 120 minutes  
(30 minutes setting)  
**Air Volume Setting Range:** 1st - 4th level



## TURBO DRY

It is a drying mode used after taking a bath. The program is set to dry the hair of pet in just a short time.

**Temperature Setting Range:**  
Cannot be set (automatic setting)  
**Time Setting Range:** Can be added in 15  
minute increments (maximum of 45 minutes)  
**Air Volume Setting Range:**  
Cannot be set (automatic setting)



## GENTLE DRY

It is a drying mode used after taking a bath. The program is set to dry the hair gently while minimizing stress.

**Temperature Setting Range:**  
Cannot be set (automatic setting)  
**Time Setting Range:** Can be added in 15 minute  
increments (maximum of 60 minutes)  
**Air Volume Setting Range:**  
Cannot be set (automatic setting)



## COOL DRY

It is a drying mode used after taking a bath. The program is set to dry hair at low temperature in summer. Best for pets that feel a lot of heat.

**Temperature Setting Range:**  
Cannot be set (automatic setting)  
**Time Setting Range:** Can be added in 15  
minute increments (maximum of 60 minutes)  
**Air Volume Setting Range:**  
Cannot be set (automatic setting)



# DR-100 PRO NEW DRY AND CARE MODES



## NEW CARE

It is a care mode used if you are unable to walk the pet due to health or environmental problems. This program is set for pets to receive care comfortably.

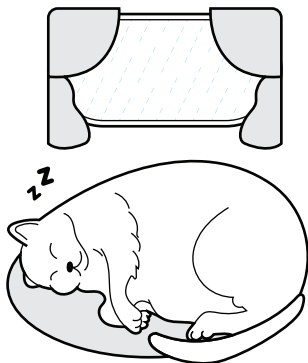
Temperature Setting Range: NA°C~34°C

Time Setting Range:

Cannot be set (fixed for 20 minutes)

Air Volume Setting Range:

Cannot be set (automatic setting)



## WALKING CARE

It is a care mode used after outdoor activities. The program is set with a strong wind to shake off the dust from the pet's body and receive care.

Temperature Setting Range:


Cannot be set (automatic setting)

Time Setting Range:

Cannot be set (fixed for 25 minutes)

Air Volume Setting Range:

Cannot be set (automatic setting)




## WARM HOUSE

This function makes the inside of the dry room warm and cozy. This mode is for cold winter or older pets.

Temperature setting range: 18°C~34°C

Time setting range: Cannot be set  
(continuous operation)

Air volume setting range: 1st to 4th



## COOL HOUSE

This function makes the inside of the dry room cool and comfortable. This mode is for hot summer months or for pets that feel a lot of heat.

Temperature setting range:

Cannot be set (natural wind)

Time setting range:

Cannot be set (continuous operation)

Air volume setting range: 1st to 4th

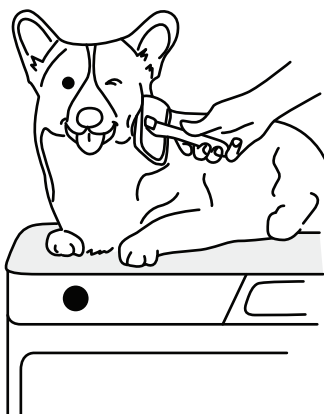


## GROOMING TIME

Grooming shortens the drying time and prevents the hair from tangling. When the notification pops out once every 15 minutes, please groom your pet.

**TIP!**

Please loosen the wet hairs that were clumped after taking a bath, this will help to shorten the drying time.



## SELF-CLEANING

This mode sterilizes the inside of the dry room with UV-C LED and warm air.

**CAUTION!**

Please make sure to take the pet out of the dry room and close the door to prevent UV-C from being directly irradiated to the eyes or skin.

